



深圳市万瑞和电子有限公司
SHENZHEN WONDHOPE ELECTRIC.CO.,LTD

地址 (Add): 深圳市龙华区观澜街道观光路美泰科技园1栋
1nd Bldg, Meitai Industrial Zone, Guanguang Road,
Guanlan, Longhua, Shenzhen, China

电话 (Tel): 86-0755-29503668 29503690 29503691

传真 (Fax): 86-0755-29503998 邮编 (P.C.): 518131

邮箱 (Email): sales@whptc.com 网址 (http://): www.whptc.com

封装 (package): SMD 0603

型号 (Model): WH 035

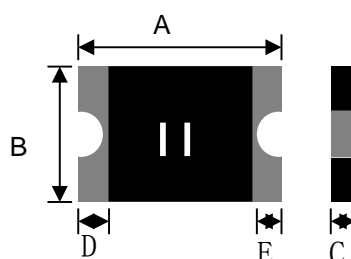
最大电压 (V_{max}): 6 V

最大电流 (I_{max}): 40 A

产品规格书 Specification Sheet

产品标识/Marking:

II 系列标识 (Logo)



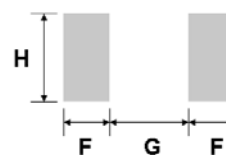
产品外形尺寸
/Appearance
and size of
production

焊点可焊性/Solderability:

符合EIA规定RS186-9E 和ANSI/J-STD-002
第3类标准/Meets EIA specification RS186-
9Eand ANSI/J-STD-002 Category 3

焊点材料/Terminal Pad Materials:

无铅镀锡的镀镍铜箔/Sn-plated nickle-copper, lead-free device.



推荐焊盘设计
/Recommended
pad layout

产品尺寸/Dimensions:

UNIT	A		B		C		D	E	F	G	H
	MIN	MAX	MIN	MAX	MIN	MAX					
mm	1.45	1.85	0.65	1.05	0.3	0.75	0.2	0.2	2.3	5.1	5.6
inch	0.06	0.07	0.03	0.04	0.01	0.03	0.01	0.01	0.09	0.2	0.22

电气特性/Performance Specification:

Model	V_{max} (V _{dc})	I_{max} (A)	I_{hold} @25°C (A)	I_{trip} @25°C (A)	P_d Tpy. (W)	Maximum Time To Trip		Resistance	
						Curren t	Time (Sec)	Ri _{min} (Ω)	R1 _{max} (Ω)
SMD035	6	40	0.35	0.75	0.5	8.0	0.1	0.2	1.4

V_{max} : 产品在规定电流下工作不被破坏的最大电压;

/Maximum voltage, device can withstand without damage at rated current;

I_{max} : 产品在规定电压下工作不被破坏的最大电流;

/ Maximum fault current, device can withstand without damage at rated voltage;

I_{hold} : 产品在25°C静止空气中30分钟不动作的最大工作电流;

/ Hold Current, device will sustain for 30min without tripping in 25°C still air;

I_{trip} : 产品在25°C静止空气中动作的最小电流;

/ Minimum current at which the device will trip in 25°C still air;

P_d : 产品在25°C静止空气中保护状态中消耗的功率;

/ Power dissipated from device when in the tripped state in 25°C still air;

$R_{i_{min}}$: 满足功能要求的最小成品电阻值;

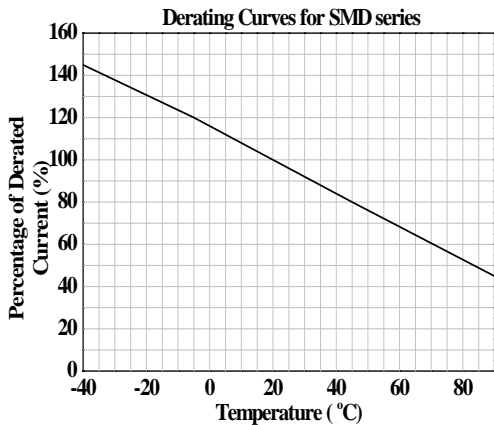
/Minimum resistance of device in initial (un-soldered) state;

$R1_{max}$: 焊接完1小时, 产品在25°C静止空气中的最大电阻值。

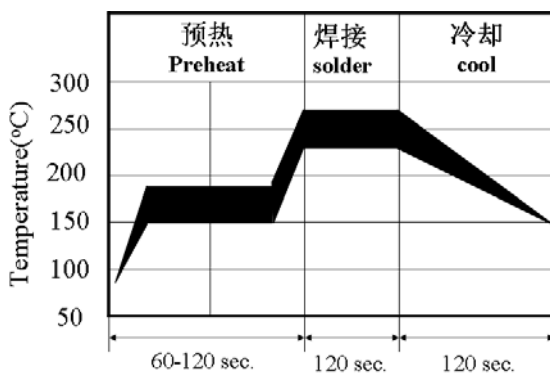
/ Maximum resistance of device at 25°C measured one hour post reflow.

电流折减与环境温度曲线图

/Average Time Current Curve



回流焊接条件/Solder reflow conditions



注意：如果回流焊温度超过图表建议最高温度（260°C），元件可能损坏而达不到规范要求。

/Note: If reflow temperatures exceed the recommended profile, devices may not meet the performance requirements.

储存与放置/Storage and Handling

储存条件：低于30 °C，相对湿度小于60%。如果超出储存条件，元件可能达不到规范要求。/Storage conditions: 30° C max, 60% R.H.Devices may not meet specified performance if storage conditions are exceeded.

订购须知/Order Information

II=系列标识 (Logo)，SMD0603=封装尺寸/ Packaging，035=产品型号 /Model

包装数量5000个/盘 5000pcs/Reel

注意事项/ WARNING:

- 1、超出额定范围或不正确地使用PPTC元件都可能导致产品的损坏，并可能导致电弧和火焰；/Use PPTC exceed by the maximum rating and improper use may result in device damage and possible electrical arcing and flame.
- 2、PPTC元件一般只用于偶然的过流或超温故障时的保护，切勿用于故障频繁发生或预期会发生长时间故障的场合；/PPTC are designed for protection against over current or temperature fault conditions and should not be used when repeated fault conditions or prolonged trip events are anticipated.
- 3、如果不按照建议安装、测试和使用产品，元件性能可能会受到不利影响；/Device performance can be impacted negatively if devices are handled in a manner inconsistent with recommended electronic, thermal, and mechanical procedures for electronic components.
- 4、在电感强度大的电路中使用，可能会产生超过PPTC元件的额定电压的回路电压；/Use PPTC with a large inductance in circuit will generate a circuit voltage above the rated voltage of the PPTC.
- 5、PPTC元件应用时不能长期处于压力下，使其缺乏膨胀空间而影响其性能，如处于高压或安装在受限的狭小空间里。/Avoid impact PPTC device its thermal expansion like placed under pressure or installed in limited space.
- 6、由于上述原因造成的质量问题，我司概不负责。/If any quality problems caused by improper use mentioned above,our company is not responsible.